


## Warning :

- Be sure to check all packing material carefully for small parts, which may have come loose inside the carton during shipment.
- To prevent possible scratches and damage, this furniture **MUST BE ASSEMBLED BY TWO PEOPLE** on a soft surface such as a blanket or carpet.

**Important Use Information:** We recommend using coasters, placemats and trivets when placing hot or cold containers on this item. It is also recommended to quickly cleanup any spills to minimize exposure to moisture. Doing so will prolong the life and look of the item for many years.

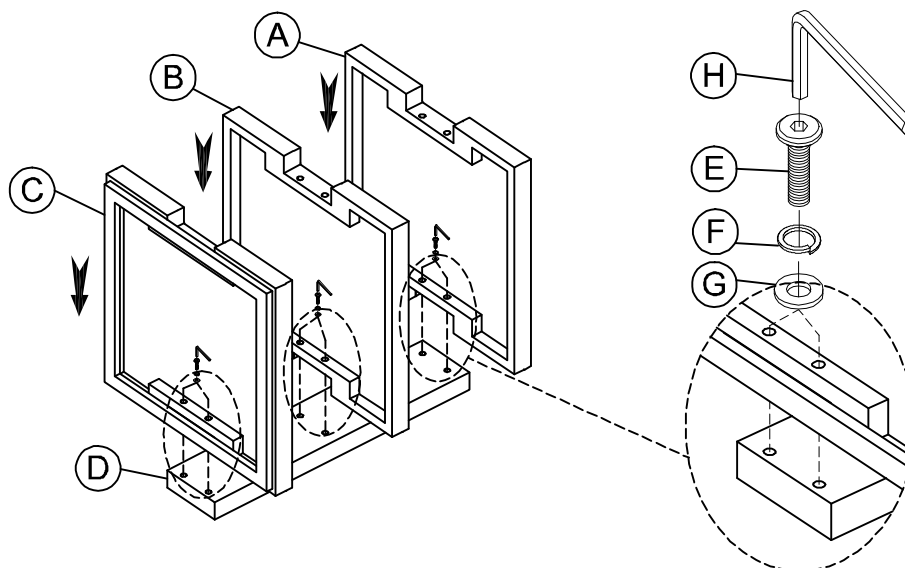


34112  
Chairside Table

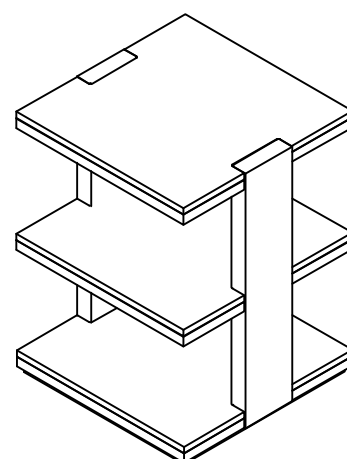
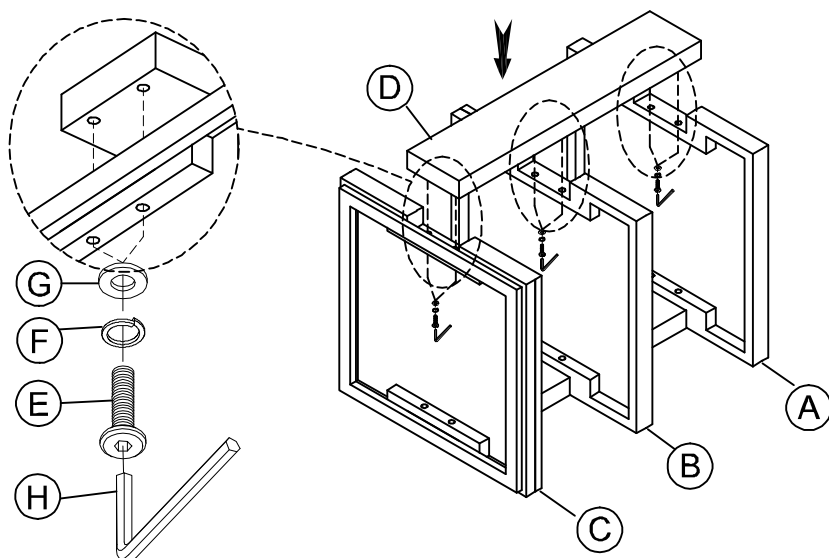
## Components and Hardware List

<p>Table Top</p> <p>(A) 1 pc.</p>	<p>Middle Shelf</p> <p>(B) 1 pc.</p>	<p>Bottom Shelf</p> <p>(C) 1 pc.</p>	<p>Leg</p> <p>(D) 2 pcs.</p>	<p>Allen Head Bolt Ø5/16"-18 x 1-1/2"</p> <p>(E) 12 pcs.</p>	<p>Spring Washer Ø5/16"</p> <p>(F) 12 pcs.</p>	<p>Flat Washer Ø5/16"x 3/4"</p> <p>(G) 12 pcs.</p>
						<p>Allen Key 4 mm</p> <p>(H) 1 pc.</p>

## Step 1 :



## Step 2 :



Assembly is completed